IRISH BRIDGE TYPE 2

SCALE 1:50

SECTION B-B

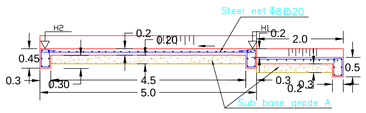

DETAIL A

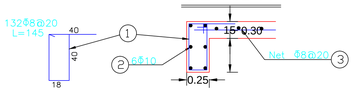

PLAN

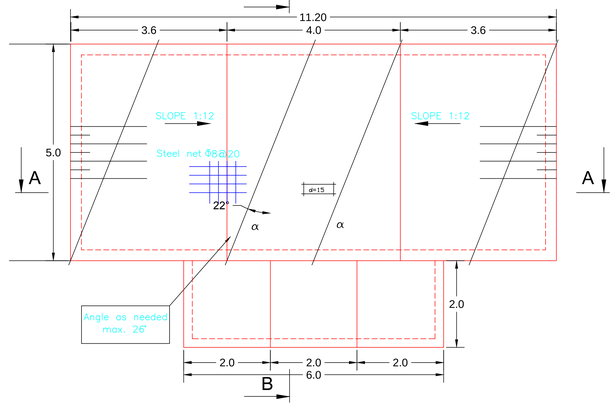

IRON LIST

Total length-m. Φ10	Total length-m. Φ8	Quantity	Length	Φ	Description	NO.
	307	212	145	8		1
254			Total	10		2
	680		Total	8		3
254	987	Total length-m.				
158	385	Total weight-kg				
543		Total weight-kg				

QUANTITIES

5.0	Width – m.
15.0	Concrete – m^3
543	Iron – kg
18.0	Sub base grade A –m^3

CONCRETE B-30

SECTION A-A

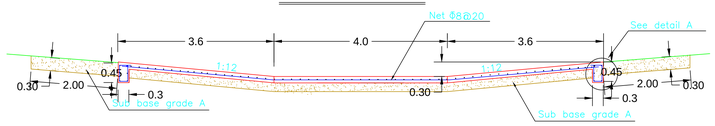

IRISH BRIDGE TYPE 3

SCALE 1:50

SECTION B-B

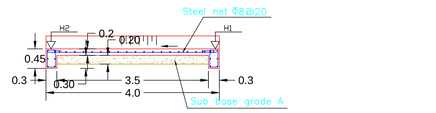

DETAIL A

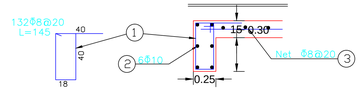

PLAN

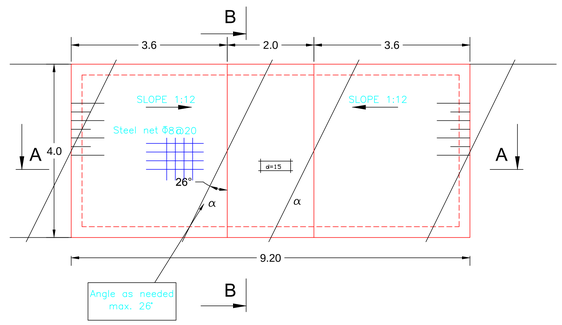

IRON LIST

Total length-m. Φ10	Total length-m. Φ8	Quantity	Length	Φ	Description	NO.
	191	132	145	8		1
158			Total	10		2
	368		Total	8		3
158	560	Total length-m.				
106	218	Total weight-kg				
324		Total weight-kg				

QUANTITIES

4.0	Width – m.
8.0	Concrete – m^3
324	Iron – kg
15	Sub base grade A –m^3

CONCRETE B-30

SECTION A-A

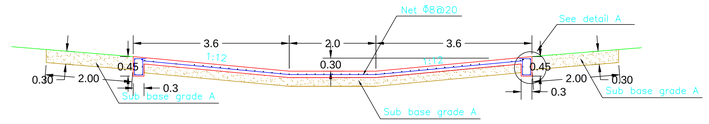

IRISH BRIDGE TYPE 1

SCALE 1:50

SECTION B-B

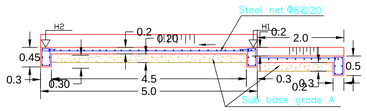

DETAIL A

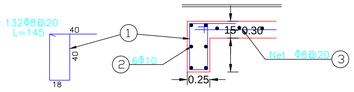

PLAN

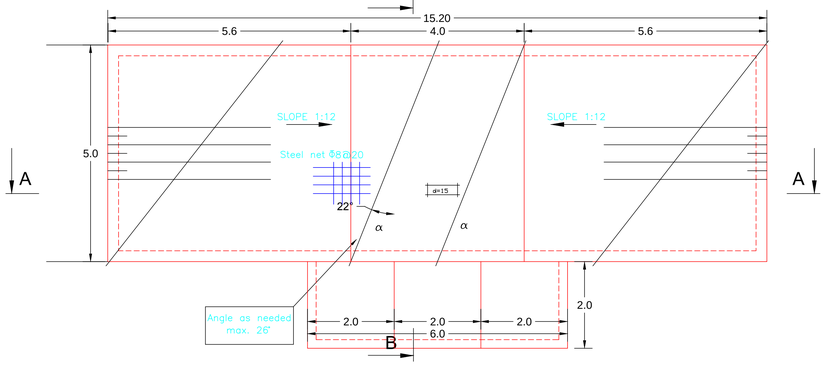

IRON LIST

Total length-m. Φ10	Total length-m. Φ8	Quantity	Length	Φ	Description	NO.
	365	252	145	8		1
302			Total	10		2
	880		Total	8		3
302	1245	Total length-m.				
187	486	Total weight-kg				
673		Total weight-kg				

QUANTITIES

5.0	Width – m.
23.0	Concrete – m^3
673	Iron – kg
24	Sub base grade A –m^3

CONCRETE B-30

SECTION A-A

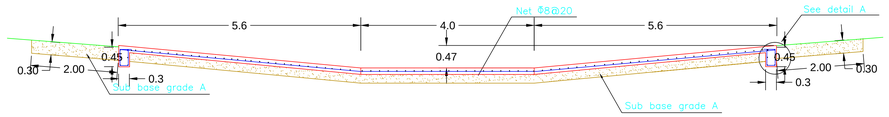

Serial ground sills

SCALE 1:50

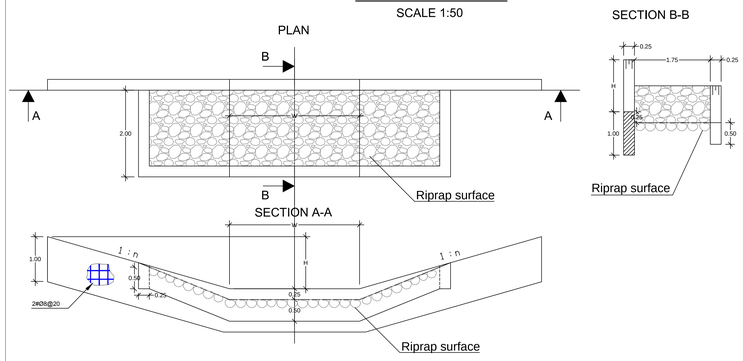

REV:	DESCRIPTION:	BY:	DATE:

STATUS:

PALGEY MAIM
WATER AND LAND RESOURCES DEVP. Co.
Megiddo Regional Council Compound 1812000 Israel
Tel: 972-4-9893078, 972-4-9893231
Fax: 972-4-9893502, office@p-ma.co.il
www.palgey-maim.co.il

CLIENT: supplant More produce. Less water.

PROJECT: LAS CABRAS

SITE: PROVINCIA :HERRERA DISTRITO : LAS CABRAS

TITLE: Drainage system
Culvert types - Irish bridges and serial ground sills

SCALE:	DATE:	COORDINATE SYSTEM:
1:50	6/1/2020	UTM, ZONA 17

PRINT SIZE:	CONSECUTIVE NO:	REVISION:
A 0	3873-07-2	00

H:\Data\2019\03-19-3873\04-Dwg\Drawings_PM\3873-07.dwg, 09/01/2020 15:21:27, DWG To PDF.pc3